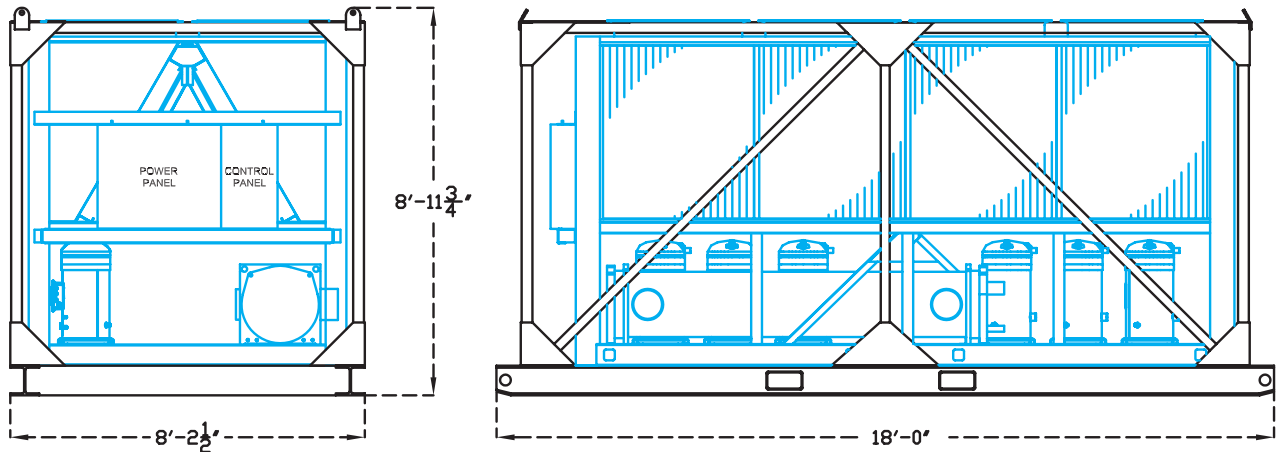


# HEAVY DUTY PORTABLE AIR COOLED CHILLER

**CATERPILLAR®**

## MODEL PY-100b Nominal Tons 111.1



### STANDARD FEATURES

- Compact rugged steel transport frame
- Fork lift tubes and tie down eyes
- Top mounted four point lifting lugs
- Industrial grade chiller suitable for commercial or process cooling duty
- Six compressors with dual independent refrigerant circuits
- Chilled liquid settings from 20-50°F
- Victaulic water connections, 6"
- Automatic air vents
- Single point drain and fill connections
- Differential pressure gage with flow safety interlock
- Unit mounted capacity and flow charts
- Twist-lock connections for main power
- Enclosed main power breaker with lockable external handle
- Pump power output connection with pre-phased lockable breaker
- Shore power input connection, 115/60/1
- Complete DDC control center
- 40 Character Alpha-Numeric display
- Chilled water pump interface for automatic operation
- Push-to-test phase rotation indicator
- Network compatible controls interface

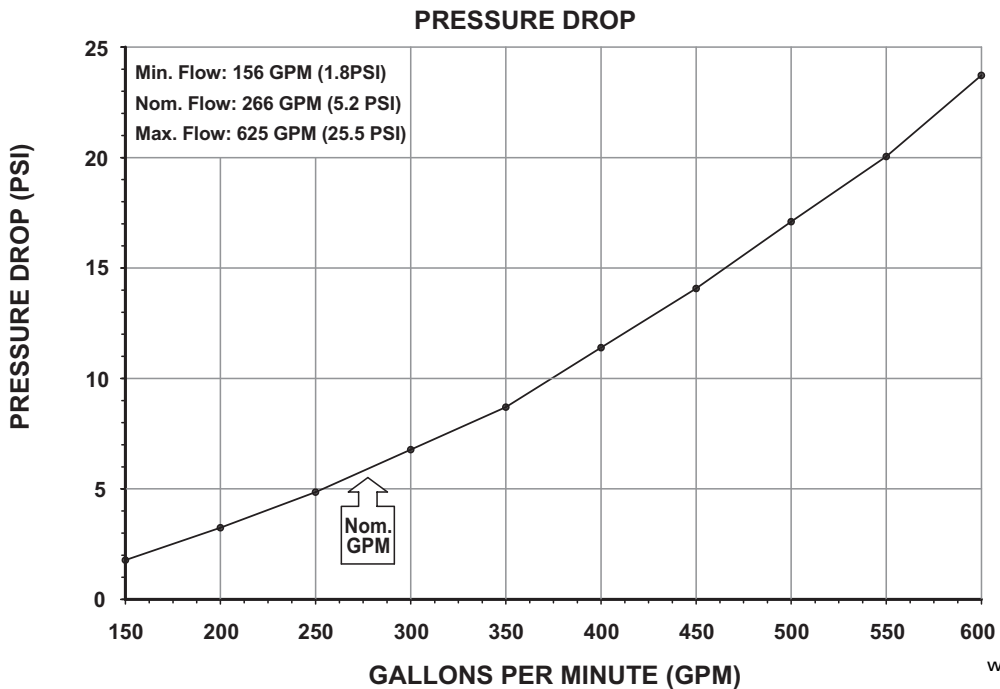
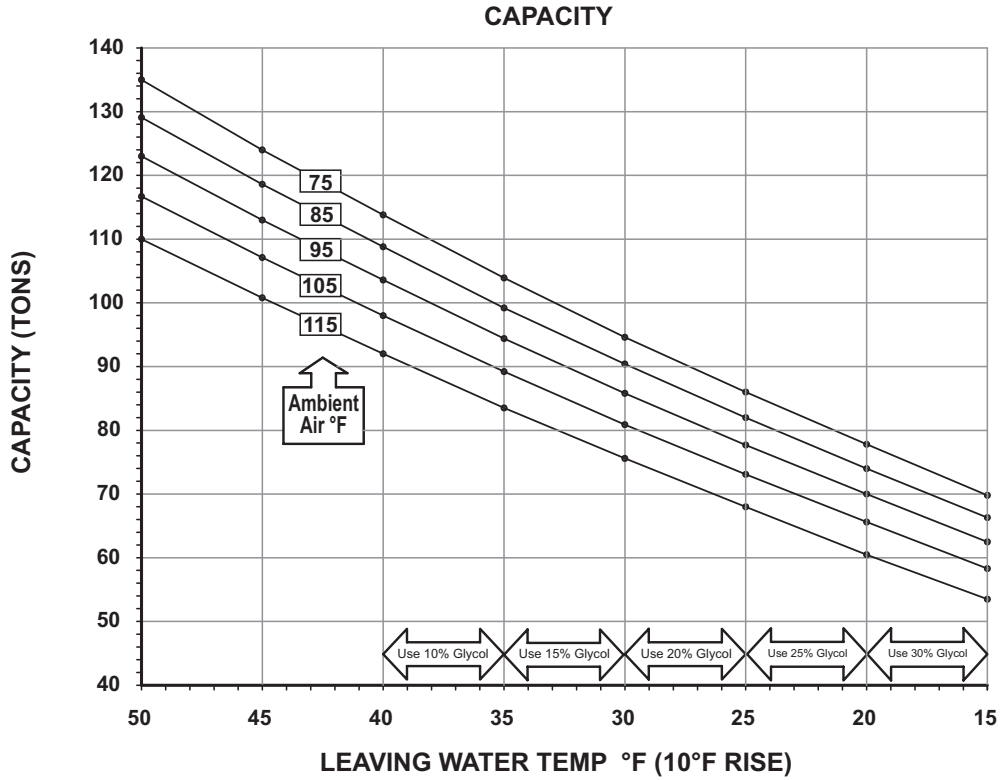
### ELECTRICAL REQUIREMENTS

Main Power Breaker Range (Chiller Only): 250 Amps Min., 400 Amps Max.  
With 15 HP Pump: 270 Amps Min., 400 Amps Max.  
With 25 HP Pump: 290 Amps Min., 400 Amps Max.  
Approximate Shipping Weight 13,324 lbs., Operating Weight 13,804 lbs.

# HEAVY DUTY PORTABLE AIR COOLED CHILLER



## MODEL PY-100b Nominal Tons 111.1



www.CAT-ElectricPower.com  
© 2003 Caterpillar  
All rights reserved.  
Printed in U.S.A.